


Evolve: Student Self-Enrollment into an Evolve Instructor-Led Course

This guide shows you how to enroll into an instructor-led course on Evolve, using a course ID provided by faculty. A course ID has the following format (the numbers will be different from the ones shown here): 12345_mycourse_1001.

1. Go to the Evolve student site at evolve.elsevier.com/cs/store?role=student

2. On the main page, look for the box that says **Redeem an Access Code or Enter an Evolve Course ID**, enter the course ID provided by your instructor (e.g., 12345_jones_0001) and click **Submit**.



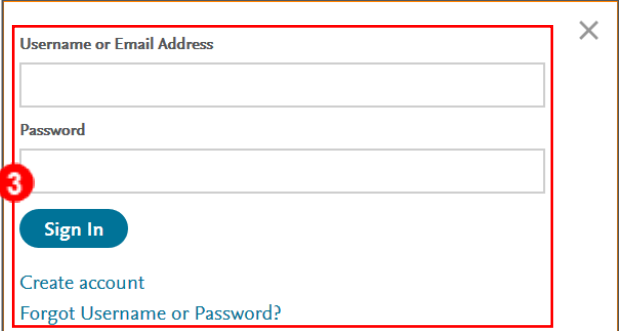
Redeem an Access Code or Enter an Evolve Course ID

Your code will look like [QMRR7A4WNAJXY3ZQRMNQ] or [UC2H3]4K5L6P] or [1234_bdobbs_001]

2 Submit

Enrolling in a Canvas provided by Elsevier course? Follow these instructions.

3. If you are a returning user, enter your Evolve username and password, and click **Sign In**. If you are new to Evolve, click **Create account**, enter the required information, then click **Submit**. If you forgot your username or password, click **Forgot Username or Password?** and follow the prompts to be emailed your username or a temporary password to update your credentials.



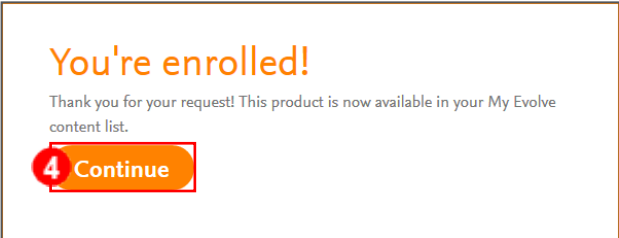
Username or Email Address

Password

3 Sign In

Create account
Forgot Username or Password?

4. After a short period, a confirmation of enrollment screen will appear, saying **You're enrolled!** Your account information will also be emailed to you. Click **Continue** to see your **My Content** list on your **My Evolve** page.



You're enrolled!

Thank you for your request! This product is now available in your My Evolve content list.

4 Continue



Evolve: Student Self-enrollment into an Evolve Instructor-Led Course

5. Find your instructor's course on your My Evolve page and click its title to enter it.

Fall 2020 Section 20 - Evolve Resources for Kinn's Admin Assistant, 13th Ed

Resources

COURSE ID 156357_esalitz_1001
INSTRUCTOR Eric Salitza

6. Once inside the course, click any of the content under **COURSE CONTENT** that has a gray padlock next to it, or it has the name of the digital product being used in the course (e.g. *Elsevier Adaptive Quizzing*, *Sherpath*, *Nursing Concepts Online*, etc).

SimChart Fall 2020 Section 1
Course ID: 10613_esalitz_1001

Course Home

COURSE TOOLS

Grades
Course Calendar
Search

COURSE CONTENT

Content Home

Student Resources

My Clinicals
Case Studies
Simulations

Sherpath for Fundamentals (Potter)
Course ID: 157057_esalitz_1001

Course Home

COURSE TOOLS

Grades
Course Calendar
Search

COURSE CONTENT

Content Home

Sherpath for Fundamentals for Potter, 9e

7. If you have not yet entered your access code, you will be taken to a page to enter **Redeem an Access Code**, then click **SUBMIT**

The course you are trying to access includes the following:
Sherpath for Medical Assisting (Kinn: The Administrative Medical Assistant Version)

Please redeem an access code or purchase access with a credit card to proceed.

Redeem an Access Code

SUBMIT

Your code will look like [UC2H3]4k5L6P

Purchase Access
Purchase content with credit card

You are now enrolled in your course and have redeemed the access code for the course materials. You are finished.

END OF GUIDE

